



Kridhan Infra Limited

(Formerly known as Readymade Steel India Ltd)

19th January, 2015

To,
DCS-CRD.
The BSE Limited
Phiroze Jeejeebhoy Tower,
Dalal Street,
Mumbai - 400 001.

Sub.: Clause 35 of the Listing Agreement.

Ref: Kridhan Infra Ltd (Formerly Known as Readymade Steel India Ltd) (Scrip Code: 533482)

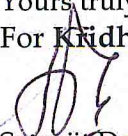
Dear Sir,

Enclosed please find the statement of shareholding pattern pursuant to Clause 35 of the Listing Agreement for the quarter ended 31st December, 2014.

Kindly acknowledge receipt of the same.

Thanking You,
Yours truly,

For **Kridhan Infra Limited** (Formerly Known as Readymade Steel India Ltd)


Satyajit Das
Whole Time Director
DIN: 01573301



Name of the Company :	KRIDHAN INFRA LIMITED		
Script Code, Name of the scrip, class of security :			
Quarter ended :	31/12/2014		
Partly paid-up shares :-	No. of partly paid-up shares	As a % of total no. of partly paid-up shares	As a % of total no. of shares of the company
Held by promoter/ promoter group	0	0.00	0.00
Held by public	0	0.00	0.00
Total (D)	0	0.00	0.00
Outstanding convertible securities	No. of outstanding securities	As a % of total no. of outstanding convertible securities	As a % of total no. of shares of the company, assuming full conversion of the convertible securities
Held by promoter/ promoter group	0	0.00	0.00
Held by public	0	0.00	0.00
Total (E)	0	0.00	0.00
Warrants	No. of Warrants	As a % of total no. of Warrants	As a % of total no. of shares of the company, assuming full conversion of warrants
Held by promoter/ promoter group	2000000	74.07	13.32
Held by public	700000	25.93	4.66
Total (F)	2700000	100.00	17.98
Total paid-up capital of the company, assuming full conversion of warrants convertible securities Total (A+B+C)+ D+E+F)	75091765		

As on date paidup capital	61591765
Outstanding Warrants	2700000
Total Paidup Capital after full conversion of warrants	75091765


NOTE : As per terms of issue of warrants as mentioned in notice dt.31.08.2013 & 14.02.2014 the entitlement of the holders shall stand augmented in the same proportion in which equity of the Company increases as a consequence corporate restructuring.

Hence pursuant to subdivision of shares vide ordinary resolution passed in Annual General Meeting held on 27.09.2014, equity shares of Rs.2/- each shall be allotted on conversion.



Statement Showing Shareholding Pattern
Table (I)(a)


Category Code	Category of Shareholder	Number of Shareholders	Total Number Of Shares	Number of Shares held in Dematerialised form	Total Shareholding as a percentage of total number of shares		Shares Pledged or otherwise encumbered	
					As a Percentage of (A+B)	As a Percentage of (A+B+C)	No. Of Shares	As a Percentage
(I)	(II)	(III)	(IV)	(V)	(VI)	(VII)	(VIII)	(IX)= (VIII)/(IV) *100
(IX)= (VIII)/(IV) *100								
(A) Shareholdin g of Promoter and Promoter Group2								
1. INDIAN								
(a)	INDIVIDUAL / HUF	2	26375000	26375000	42.8223	42.8223	0	0.00
(b)	CENTRAL / STATE GOVERNMENT(S)	0	0	0	0.0000	0.0000	0	0.00
(c)	BODIES CORPORATE	0	0	0	0.0000	0.0000	0	0.00
(d)	FINANCIAL INSTITUTIONS / BANKS	0	0	0	0.0000	0.0000	0	0.00
(e)	ANY OTHERS (Specify)							
(i)	DIRECTORS RELATIVES	0	0	0	0.0000	0.0000	0	0.00
(ii)	GROUP COMPANIES	2	11381000	11381000	18.4781	18.4781	3250000	28.56
(iii)	TRUSTS	0	0	0	0.0000	0.0000	0	0.00
SUB TOTAL (A)(1) :		4	37756000	37756000	61.3004	61.3004	3250000	8.61
2. FOREIGN								
(a)	INDIVIDUAL	0	0	0	0.0000	0.0000	0	0.00
(b)	BODIES CORPORATE	0	0	0	0.0000	0.0000	0	0.00
(c)	INSTITUTIONS	0	0	0	0.0000	0.0000	0	0.00
(d)	QUALIFIED FOREIGN INVESTOR	0	0	0	0.0000	0.0000	0	0.00
(e)	ANY OTHERS (Specify)	0	0	0	0.0000	0.0000	0	0.00
SUB TOTAL (A)(2) :		0	0	0	0.0000	0.0000	0	0.00
Total holding for Promoters and Promoter group	(A)=(A)(1) + (A)(2)	4	37756000	37756000	61.3004	61.3004	3250000	8.61
(B) Public shareholdin g								
1. INSTITUTI ONS								
(a)	MUTUAL FUNDS / UTI	0	0	0	0.0000	0.0000	0	0.00
(b)	FINANCIAL INSTITUTIONS / BANKS	0	0	0	0.0000	0.0000	0	0.00
(c)	CENTRAL / STATE GOVERNMENT(S)	0	0	0	0.0000	0.0000	0	0.00
(d)	VENTURE CAPITAL FUNDS	0	0	0	0.0000	0.0000	0	0.00
(e)	INSURANCE COMPANIES	0	0	0	0.0000	0.0000	0	0.00
(f)	FII'S	2	1713990	1713990	2.7828	2.7828	0	0.00



(g)	FOREIGN VENTURE CAPITAL INVESTORS	0	0	0	0.0000	0.0000	0	0.00
(h)	QUALIFIED FOREIGN INVESTOR	0	0	0	0.0000	0.0000	0	0.00
(i)	ANY OTHERS (Specify)	0	0	0	0.0000	0.0000	0	0.00
SUB TOTAL (B)(1) :		2	1713990	1713990	2.7828	2.7828	0	0.00
B 2. Non-institutions								
(a)	BODIES CORPORATE	75	11620552	8845552	18.8671	18.8671	0	0.00
(b)	INDIVIDUAL							
(i)	(CAPITAL UPTO TO Rs. 1 Lakh)	974	1382737	1312712	2.2450	2.2450	0	0.00
(ii)	(CAPITAL GREATER THAN Rs. 1 Lakh)	42	8575051	8575051	13.9224	13.9224	0	0.00
(c)	QUALIFIED FOREIGN INVESTOR	0	0	0	0.0000	0.0000	0	0.00
(d)	ANY OTHERS (Specify)							
(i)	TRUSTS	0	0	0	0.0000	0.0000	0	0.00
(ii)	CLEARING MEMBER	30	538050	538050	0.8736	0.8736	0	0.00
(iii)	DIRECTORS RELATIVES	0	0	0	0.0000	0.0000	0	0.00
(iv)	EMPLOYEE	0	0	0	0.0000	0.0000	0	0.00
(v)	NON RESIDENT INDIANS (NRI)	8	5385	5385	0.0087	0.0087	0	0.00
(vi)	OVERSEAS BODIES CORPORATES	0	0	0	0.0000	0.0000	0	0.00
(vii)	UNCLAIMED SUSPENSE ACCOUNT	0	0	0	0.0000	0.0000	0	0.00
SUB TOTAL (B)(2) :		1129	22121775	19276750	35.9168	35.9168	0	0.00
Total Public Shareholding	(B)=(B)(1) + (B)(2)	1131	23835765	20990740	38.6996	38.6996	0	0.00
Total (A) + (B) :		1135	61591765	58746740	100.0000	100.0000	3250000	5.28
(C) Shares held by Custodians and against which Depository Receipts have been issued								
(a)	SHARES HELD BY CUSTODIANS	0	0	0	0.0000	0.0000	0	0.00
(i)	Promoter and Promoter Group	0	0	0	0.0000	0.0000	0	0.00
(ii)	Public	0	0	0	0.0000	0.0000	0	0.00
SUB TOTAL (C)(1) :		0	0	0	0.0000	0.0000	0	0.00
Grand Total (A) + (B) + (C)		1135	61591765	58746740	100.0000	100.0000	3250000	5.28
NOTES :	1) NAME,NUMBER OF SHARES HELD & PERCENTAGE OF ENTITIES / PERSONS HOLDING MORE THAN 1% OF THE TOTAL SHARES OF THE COMPANY IS AS PER ANNEXURE							



(I)(b) Statement showing holding of securities (including shares, warrants, convertible securities) of persons belonging to the category " PROMOTERS AND PROMOTER GROUP "											
Sr.No	Name of the Shareholder	Details of shares held		Encumbered shares (*)			Details of warrants		Details of convertible securities		
		Number of shares held	As a % of grand total (A)+(B)+(C)	No.	As a percentage	As a % of grand total (A)+(B)+(C) of sub-clause (I)(a)	Number of warrants held	As a % total number of warrants of the same class	Number of convertible securities held	As a % total number of convertible securities of the same class	Total shares (including underlying shares assuming full conversion of warrants and convertible securities) as a % of diluted share capital
(I)	(II)	(III)	(IV)	(V)	(VI)=(V)/(III)* 100	(VII)	(VIII)	(IX)	(X)	(XI)	(XII)
1	ANIL DHANPATLAL AGARWAL	26325000	42.74	0	0.00	0.00	0	0	0	0	35.06
2	KRIDHAN INFRASTRUCTURES PRIVATE LIMITED	9881000	16.04	3250000	32.89	5.28	0	0	0	0	13.16
3	KRIDHAN INFRASTRUCTURES PVT LTD	1500000	2.44	0	0.00	0.00	0	0	0	0	2.00
4	KRISHNADEVI DHANPATLAL AGRAWAL	50000	0.08	0	0.00	0.00	0	0	0	0	0.07
5	KRIDHAN PETROCHEMICALS PRIVATE LTD	0	0.00	0	0.00	0.00	2000000	74.07	0	0	13.32
	TOTAL :	37756000	61.3004	3250000	32.89	5.2767	2000000	74.07	0	0	63.61



(l)(c)(i) Statement showing holding of securities (including shares, warrants, convertible securities) of persons belonging to the category "Public" and holding more than 1% of the total number of shares.								
SR.NO	Name of the shareholder	Number of shares held	Shares as a percentage of total number of shares(i.e., Grand Total(A)+(B)+(C) indicated in Statement at para (l)(a) above)	Details of warrants Number of warrants held	As a % total number of warrants of the same class	Details of convertible Number of convertible securities held	% w.r.t. total number of convertible securities of the same class	Total shares (including underlying shares assuming full conversion of warrants and convertible securities) as a % of diluted share capital
1	MUSTRAY IMPEX AND SERVICES PRIVATE LIMITED	3003550	4.8765	0	0	0	0	4.00
2	ASHISH INDUSTRIAL & COMMERCIAL ENTERPRIS	2775000	4.5055	0	0	0	0	3.70
3	INDRA KUMAR BAGRI	1651500	2.6814	0	0	0	0	2.20
4	LEMAN DIVERSIFIED FUND	1464105	2.3771	0	0	0	0	1.95
5	BLUE PEACOCK SECURITIES PVT LTD	1344305	2.1826	0	0	0	0	1.79
6	JAISHRI CHANDEL	878460	1.4263	0	0	0	0	1.17
7	SUNITA GUPTA	773900	1.2565	0	0	0	0	1.03
8	TRIKAAL THEATRES AND REALTY INDIA PVT LTD	714505	1.1601	0	0	0	0	0.95
9	HRISHITA INVESTMENTS ADVISORY PVT LTD	0	0.0000	300000	11.11	0	0	2.00
10	NISHANT INBUILD LTD	0	0.0000	100000	3.70	0	0	0.57
11	MANISH K AJMERA	0	0.0000	50000	1.85	0	0	0.33
12	MANISH RAMESHBHAI VYAS	0	0.0000	100000	3.70	0	0	0.67
13	RAJESH RATHI	0	0.0000	75000	2.78	0	0	0.50
14	VISHAL BHATIA	0	0.0000	50000	1.85	0	0	0.33
	TOTAL :	12605325	20.4659	675000	25.00	0	0	21.19



[Handwritten signature]

(I)(c)(ii) Statement showing holding of securities (including shares, warrants, convertible securities) of persons (together with PAC) belonging to the category "Public" and holding more than 5% of the total number of shares of the company		AS ON :		31/12/2014				
SR.NO	Name of the shareholder	Number of shares	Shares as a percentage of total number of shares (i.e., Grand Total (A)+(B)+(C) indicated in Statement at para (I)(a) above)	Details of warrants		Details of convertible securities		Total shares (including underlying shares assuming full conversion of warrants and convertible securities) as a % of diluted share capital
				Number of warrants held	As a % total number of warrants of the same class	Number of convertible securities held	% w.r.t. total number of convertible securities of the same class	
1	HRISHITA INVESTMENTS ADVISORY PVT LTD	0	0	300000	11.11	0	2.00	2.00
TOTAL :				300000	11.11	0	2.00	2.00



[Handwritten signature]

(l)(d)	Statement Showing " LOCKED - IN - SHARES "			AS ON :	31/12/2014
SR NO	NAME	Category	Shares	Per	
1	HRISHITA INVESTMENTS ADVISORY PVT LTD	Public	340380	0.55	
2	MUSTRAY IMPEX AND SERVICES PRIVATE LIMITED	Public	3000000	4.87	
		TOTAL:	3340380	5.4234	



[Handwritten signature]

(II) (a) Statement Showing Details of Depository Receipts (DRs)

Unit :	KRIDHAN INFRA LTD RS2		As on Date :	31/12/2014
Sr.No.	Type of Outstanding DR (ADRs,GDRs,SDRs etc.)	No of Outstanding DRs.	No of Shares underlying outstanding DRs.	Shares underlying outstanding DRs as a Percentage of total number of shares (i.e Total (A)+ (B) + (C) Indicated in statement at para(I) (a) above)
1	GDRs	nil	nil	nil
		TOTAL :		



A handwritten signature in black ink, appearing to be "JG".

(II) (b) Statement showing Holding of Depository Receipts (DRs) where underlying shares are in excess of 1% of the total number of shares.			
Sr.No.	Type of Outstanding DR (ADRs,GDRs,SDRs etc.)	No.of Shares underlying outstanding DRs.	Shares underlying outstanding DRs.as a Percentage of total number of shares (i.e Total (A)+(B)+(C) Indicated in Statement at Para (I) (a) above)
1	nil	nil	nil
TOTAL :			



[Handwritten signature]